

Safety Cover Ordering Form

Customer Name: _____ Home Phone: _____

Address: _____

Work Phone 1: _____ Work Phone 2: _____

FILL IN POOL DIMENSIONS

WATER'S EDGE DIMENSION ONLY.

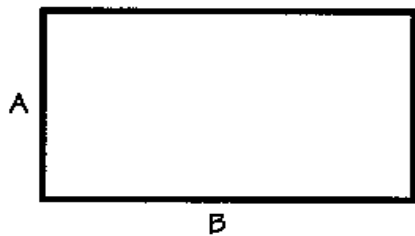
A _____	B _____	C _____	D _____
E _____	F _____	G _____	H _____
Overlap requested _____	12"	18"*	24"*

*Additional charge may apply.

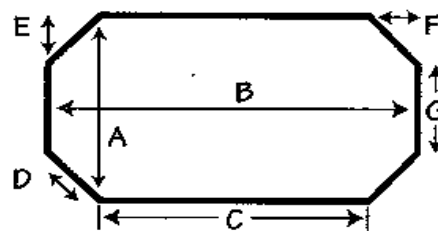
Items to put on drawing:

1. Circle pool type
2. size and location of steps
3. size and location of any object within 3' of pool
4. Material: Solid / Mesh (Green)
5. If Solid Color: Green/Blue*
6. If Solid: Mesh Panel/Pump
7. Deck Type: Concrete / Wood* / Other* _____
8. Is there at least 3' of deck completely around the pool?
YES / NO*
9. Please draw and show the exact dimensions and locations of any of the following items. Use the back of this form if necessary:
 Ladder
 Diving Board
 Steps
 Swim-Out
 In-Wall Seat
 Slide
 Spa
 Fountain
 Any other item required for manufacture or that could interfere with the installation of the cover.

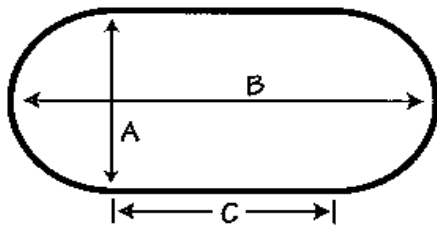
Rectangle



Grecian

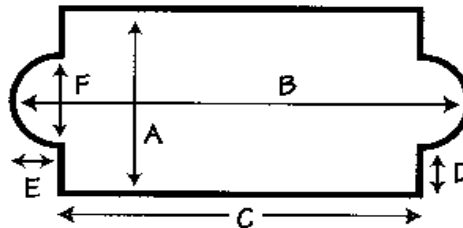


True Oval

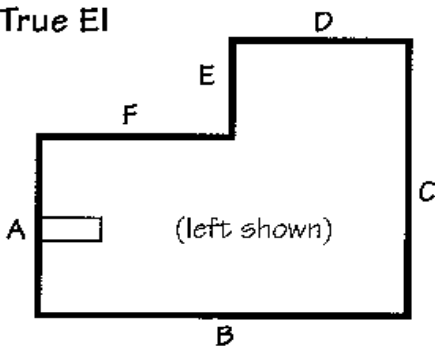


Roman

If bow is in excess of 6', provide "A-B" points (in 3'x3' spacing only).

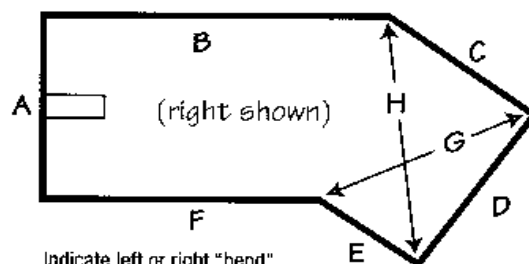


True EI



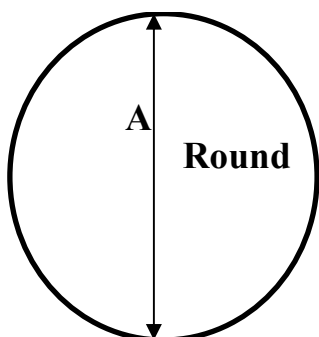
Left Right

Lazy EI



Indicate left or right "bend" from deep to shallow end of pool.

Left Right



wrong. These expenses include but are not limited to freight both to and from the factory and all costs to rework or replace the cover. **Regardless of whether Medallion has records of my pool or not, it is still my responsibility to provide all information on this form for the manufacture of my cover including, but not limited to, all dimensions, measurements, cutouts, decking, etc.** I certify that all of the above information is correct:

Purchaser's Signature _____

Date _____